



Logo Redesign by NestorBoy

Welcome to Virtual Handheld! Note that Virtual Handheld is not freeware, so if you downloaded this software from anywhere other than an official source (i.e. Steam, itch.io), please do consider buying it to help continue the development of this software! Thank you!

With Virtual Handheld, you can play desktop games while in VR! No need for a physical keyboard, mouse or gamepad. You can use your VR controllers to simulate virtual inputs, create custom bindings for each controller and play your favorite games from the comfort of VR!

This is an overlay application, meaning that it can be played on top of other VR apps! Your controls can be automatically blocked from other VR apps when the handheld is enabled. You can double tap your controllers together to enable or disable the handheld and edit VH settings from the SteamVR dashboard.

Requirements:

- A VR ready gaming PC
- Windows 10 or 11
- SteamVR
- SteamVR compatible headset and controllers
- ViGEmBus Driver for gamepad emulation (Installer included)
- Games!

Discord Server: <https://discord.gg/hYuFk8PvaK>

YouTube: https://www.youtube.com/channel/UC3J_Wd_Po71ldLkHLV_MmeA

VRChat group: https://vrchat.com/home/group/grp_640cd786-fcd3-4296-be23-17f3aeed33d4

Email: virtualhandheld@gmail.com

A Few Things to Note:

- This application is in *early access!* That means that it's still in development. Things may be unfinished, broken, or just not work! If you encounter issues, please make a post on the Discord server, Steam community forum, or reach out via email!
- This application makes use of an *"Experimental"* SteamVR feature for its input blocking functionality and may break at any time without warning!
- This application is recommended to be used with games that have a low performance cost, such as games with 2D or low-poly graphics.
- Games running on your desktop may affect the performance of VR.
- ViGEmBus driver must be installed for gamepad emulation to work! (Installer included)

First Time Setup:

1. If you will be using virtual gamepad bindings, install the ViGEmBus driver included with the download of Virtual Handheld!
2. Open the Virtual Handheld Settings from your SteamVR dashboard (click the "VH" icon)
3. Fix any issues that appear on the "Welcome" screen!
4. Go to the "Bindings" tab on the left and select a preset. Configure the binding for your game as needed.
5. Launch the game you want to play from your library and start playing!

Help, My Game Isn't Receiving Inputs!

First, clear all issues on the Welcome screen of Virtual Handheld Settings. Then, make sure that you have set your bindings in the *Bindings* tab of the Virtual Handheld Settings and that you have the ViGEmBus Driver installed if applicable.

Usually, the application that is receiving input is the *foreground window*. This is the window that you currently have selected on your desktop. The text above the handheld screen should say:

Playing "[Game title here]"

If the text displays the title of another app that isn't the game you're trying to play, make sure to click on the game window on your desktop to select it.

Optional Gamepad Override for VRChat:

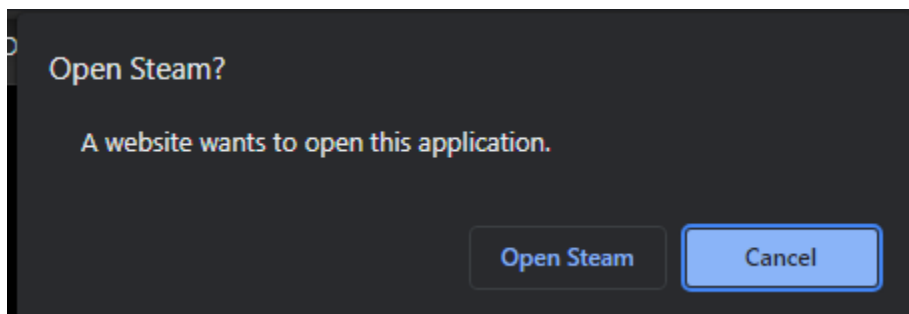
Note: This workaround should only be used if there are issues with VRChat receiving input when it's not the foreground window.

VRChat may want to use your virtual Xbox 360/DualShock 4 controller as an input source. You don't want this to happen, as this will cause you to move in VRC when you are trying to control the game you are playing on your handheld. This can be fixed by enabling a custom Steam Input controller layout.

Note: These are not SteamVR bindings! This is to prevent VRChat from using your emulated gamepad as an input source.

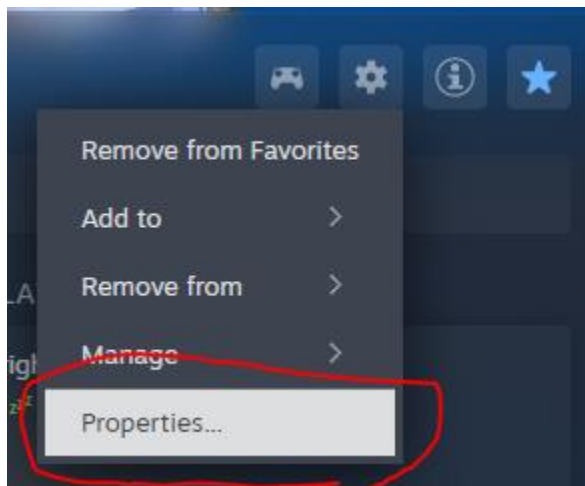
First, connect a virtual Xbox or Playstation controller in VH and enable Steam Input for VRChat. Then, paste this link in a browser, and click "Open Steam":

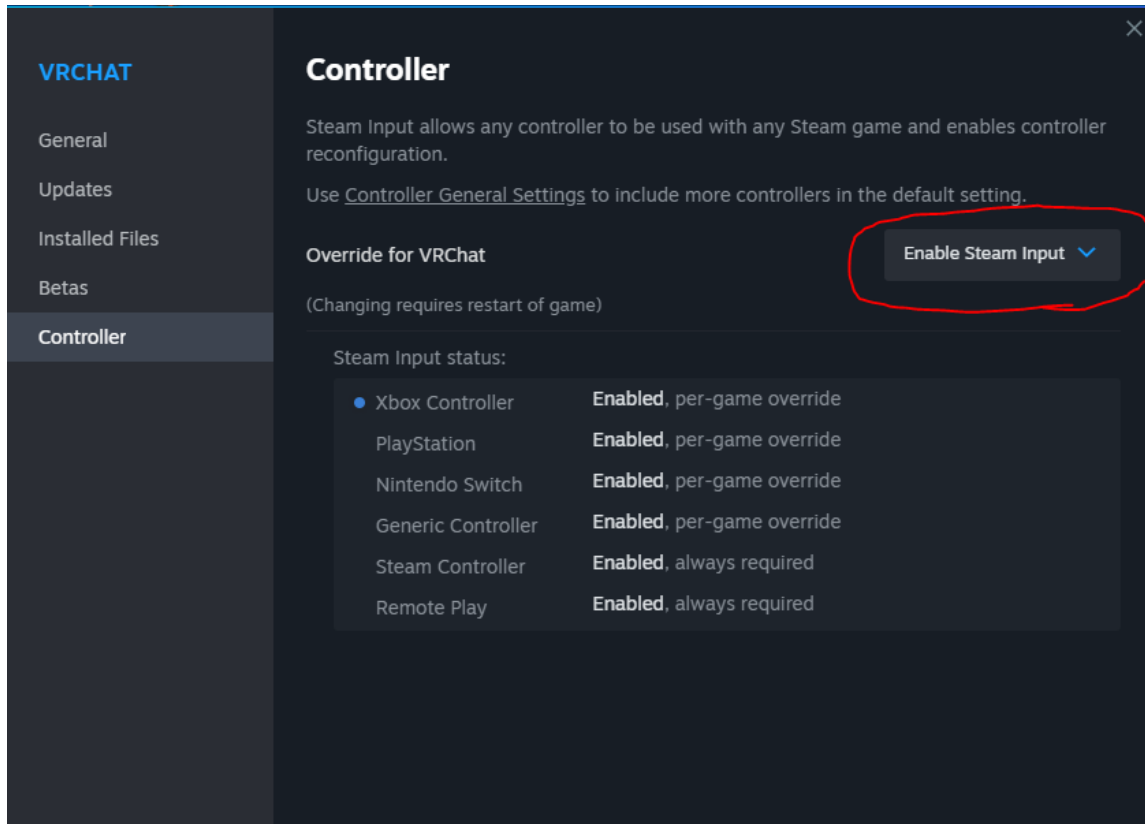
`steam://controllerconfig/438100/3038412361`



Then click "APPLY LAYOUT"

Make sure Steam Input is enabled for VRChat, or the custom configuration won't work





If the layout does not apply, try restarting Steam!

If you need help, please join our Discord server and make a post on the Support channel!

Discord Server: <https://discord.gg/hYuFk8PvaK>

YouTube: https://www.youtube.com/channel/UC3J_Wd_Po71ldLkHLV_MmeA

VRChat group: https://vrchat.com/home/group/grp_640cd786-fcd3-4296-be23-17f3aeed33d4

Email: virtualhandheld@gmail.com